



---

## Report of the Head of Corporate Policy

---

### Purpose of the Report

- 1 The purpose of this report is to provide a half-year performance update (2005/06) for Best Value Performance Indicators relevant to our Corporate Aim, Looking After the Environment.

### Comments

- 2 Attached as Table 1 are the relevant BVPIs showing historical performance since 2000/2001. First quarter and half-year performance for 2005/06 is shown against our targets and Performance Plus™ alert icons identify how we are doing.

### First Quarter Performance

- 3 Of the nineteen BVPIs relevant to Looking After the Environment that we are reporting at this point, 9 (47%) are within  $\pm 10\%$  of target (blue circle), 6 (32%) are more than 10% better than target (green star), and 4 (21%) are more than 10% below target.
- 4 Those that are not meeting target at this point:
  - ◆ BV82ci & ii.05 % **Household Waste that is used for energy recovery.** It is unlikely that the current annual target for this indicator will be achieved due to unforeseen market difficulties that have arisen.
  - ◆ BV102 **Local Bus Passenger journeys.** The half-year figure which is an estimate, is well below that expected at this point in the year.
  - ◆ BV109a **Major Planning applications completed in 13 weeks.** Last year's 72% resulted in top quartile performance for this indicator. The half-year point's 62.82% is below target and if performance does not improve over the latter half of the year it is likely that a drop in quartile position will result.
- 5 Those that have exceeded target:
  - ◆ BV82ai & aii - **Household Waste Recycled.** Significant improvements in the second quarter have been achieved and performance is well ahead of target.
  - ◆ BV84b **Household Waste % change in kilograms collected per head.** Comparing performance at this point to that of the

same time last year, we have achieved a 6.44% reduction in household waste collection. This performance is ahead of target.

- ◆ BV178 % **Footpaths that are easy to use.** This indicator is included in the Culture block for CPA 2005 and is showing significant improvement over 04/05 and the planned figure for 05/06. However, it should be noted that it is generated by a 5% random sample survey of lengths of rights of way. The next survey is planned for November 2005 and the results of the two surveys will be averaged.
- ◆ BV215a&b **Street Lighting – rectification of faults.** Performance for the average number of days taken to repair street lighting faults, both under DCC control and DNO (Distribution Network Operator) control is currently exceeding target. It should be noted that this new indicator is likely to be subject to seasonal variation.

6 Of particular note amongst those that are on target:

- ◆ BV82di & ii. **Waste landfilled.** Performance since the annual figure for 2004/05 has improved significantly and at this point is 1.5% better than the target set.
- ◆ BV165 % **Pedestrian Crossings with facilities for disabled people.** This indicator's performance of 93.9% in 2004/05 resulted in a third quartile position. At this point performance has improved to 96% approaching our 97.5% target.

### Recommendations

That Environment Scrutiny Sub-Committee Members:






- (i) note the contents of this report
- (ii) agree to receiving subsequent quarterly performance progress reports throughout 2005/06

---

**Contact: Bev Stobbart Tel: 0191 383 4001**

---

### Key to Symbols & Colours

	Better than target performance	Colour	Quartile Position
	On target performance – within $\pm 10\%$ tolerance		Top
	Worse than target performance		Second
	Missing Actual Data		Third
	Missing Target Data		Bottom